

YOUR TAJWEED MADE EASY







A step by step guide to basic Tajweed rules

LESSON 21 MEEM SAAKIN (IKH-FAA SHAFAWI)

MEMORISE THIS: IF AFTER MEEM SAAKIN YOU SEE THE LETTER (ب) MAKE A LIGHT NASAL SOUND AND LENGTHEN FOR 1 SECOND WITHOUT BRINGING THE LIPS COMPLETELY TOGETHER.

REMEMBER TO LEAVE THE SPACE OF A PIECE OF PAPER BETWEEN THE LIPS

Take a look at these examples and get used to IKH-FAA SHAFAWI:

		
ANN-TUMMMM-BI-MU'JIZEENA	ALAY-HIMMMM-BI-WAKEEL	ROB-BU-HUMMMM-BI-HIM
		
YA'TA-SJIMMMM-BILLA-H	KUMMMM-BIL-FAH-SHAA-I	HUMMMM-BI-AAYAA-TINAA

REMEMBER THE MEEM SOUND IS PRONOUNCED WITH LIPS A LITTLE APART

LESSON 22 MEEM SAAKIN (ID-GHAAM SHAFAWI)

MEMORISE THIS: IF AFTER MEEM SAAKIN YOU SEE THE LETTER (م) MERGE BOTH MEEMS AND MAKE GHUNNA (NASAL SOUND AND LENGTHEN FOR 1 SECOND).

Take a look at these examples and get used to ID-GHAAM SHAFAWI:

		
INN-NA-HUMMMM MA-A-KUM	ILAYKUMMMM-MURSALOON	LA-KUMMMM-MAA

REMEMBER IF AFTER MEEM SAAKIN IF ANY OTHER LETTER APPEARS READ AS IT IS, NO LENGTHENING ETC.

THE WORD SHAFAWI REFERS TO LIPS IN ARABIC AND THE REST OF THE TERMS HAVE BEEN EXPLAINED EARLIER.

Copyright © www.loveforquran.com 2012 PLEASE DO NOT CHANGE ANY OF THIS DOCUMENT

Meem Saakin (Id-ghaam Shafawi)

Meem after meem: Make ghunna (nasal sound) and lengthen for 1 second

22. Meem Saakina Idhghaam Shafawi

الَّذِي أَطْعَمَهُمْ مِنْ جُوعٍ وَءَامَنَهُمْ مِنْ خَوْفٍ ﴿٤﴾

إِنَّهَا عَلَيْهِمْ مُّوَصَّدَةٌ ﴿٨﴾

كَلَّا بَلْ رَانَ عَلَىٰ قُلُوبِهِمْ مَا كَانُوا يَكْسِبُونَ ﴿١٤﴾