

google maps download - Search

Google Maps

https://www.google.com/maps/@21.3833789,39.9213302,13.48z

Sign in

Search Google Maps

Restaurants

Hotels

Things to do

Museums

Transit

1. Dhul Hajja 8th wear Ihram

Pray two rakaat nafal

Niyyat of Hajj

Say Talbiya

Reach Mina

Mecca

Pray Prayers of Dhuhr, Asr, Maghrib and Isha

Actions of Hajj

Mina Station 2

Mina Train Station 1

AL MASHAIR

AN NASEEM

King Abdullah Rd

4th-Ring Rd

Arafat Ring Rd

Namirah Mosque

Arafat

Map data ©2023

United States

Terms

Privacy

Send feedback

2000 ft

Type here to search

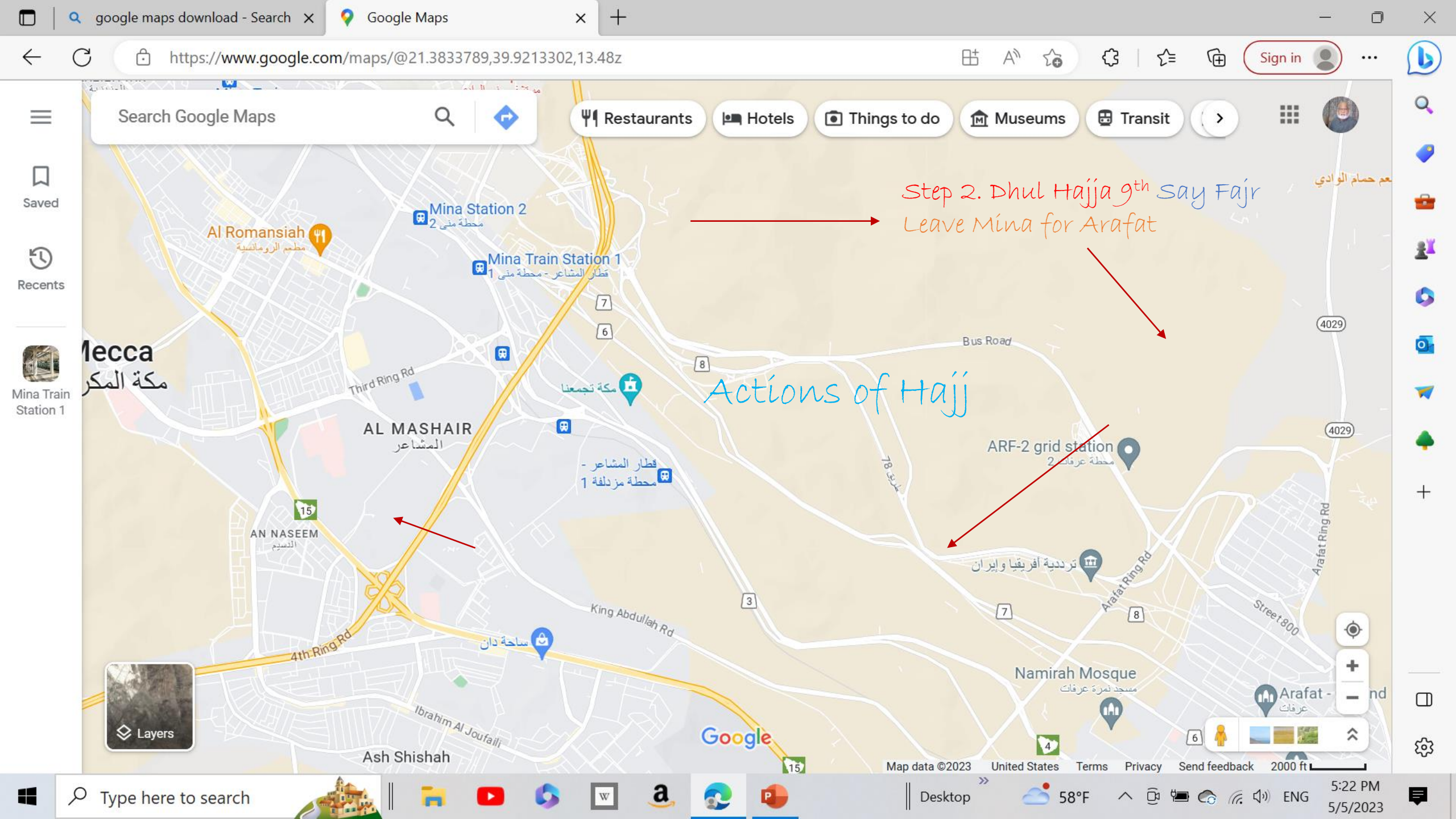
Desktop

58°F

ENG

5:22 PM


5/5/2023



☰

📌 Saved

🕒 Recents

 Mecca

📍

Best

🚗

20 min

🚆

—

🚶

2 hr 30

🚴

—

✈️

—

✕

○

Mina Train Station -3 Jamarat, King Abdul

⋮

📍

Namirah Mosque, 6925 2 - حي, Al Mashair

↕

+

Add destination

Options

📱

Send directions to your phone

🚶

via Pedestrian Rd 4 and Pedestrian Rd No 2

2 hr 30 min
12.7 km

Details

🍴 Restaurants

☕ Coffee

🛒 Groceries

📷 >

Mecca مكة المكرمة

Tawafi Hajj

AN NASEEM

Ash Shishah

Namirah Mo

2 hr 30 min
12.7 km

2 hr 33 min
13 km

Layers

Imagery ©2023 TerraMetrics, Map data ©2023

United States Terms Privacy

2 mi

Best

20 min

2 hr 30

Mina Train Station -3 Jamarat, King Abdul

Namirah Mosque, 6925 2 - حي, Al Mashair

Add destination

Options

Send directions to your phone

via Pedestrian Rd 4 and Pedestrian Rd No 2

2 hr 30 min

12.7 km

Details

RestaurantsCoffeeGroceries

Tawafi Hajj

Mecca مكة المكرمة

AN NASEEM

Ash Shishah

Namirah Mo

2 hr 30 min 12.7 km

2 hr 33 min 13 km


Layers

Imagery ©2023 TerraMetrics, Map data ©2023 United States Terms Privacy 2 mi

Masjid Nimrah



Jable Rahman



google maps download - Search

Google Maps

https://www.google.com/maps/@21.349807,39.9714596,14.02z

Sign in

Search Google Maps

RestaurantsHotelsThings to doMuseumsTransit

Step 3. Dhul Hajj 9th Say Prayers of Dhuhr and Asr combined (Masjid Nimran)
Waqoof at Arafat (Mount of Mercy)
After sunset, leave Arafat

Namirah Mosque

Arafat - Ground

Arafat Train Station 3

Arafat Train Station 2

East Arafat Hospital

Ummul Qura University - Makkah

Layers

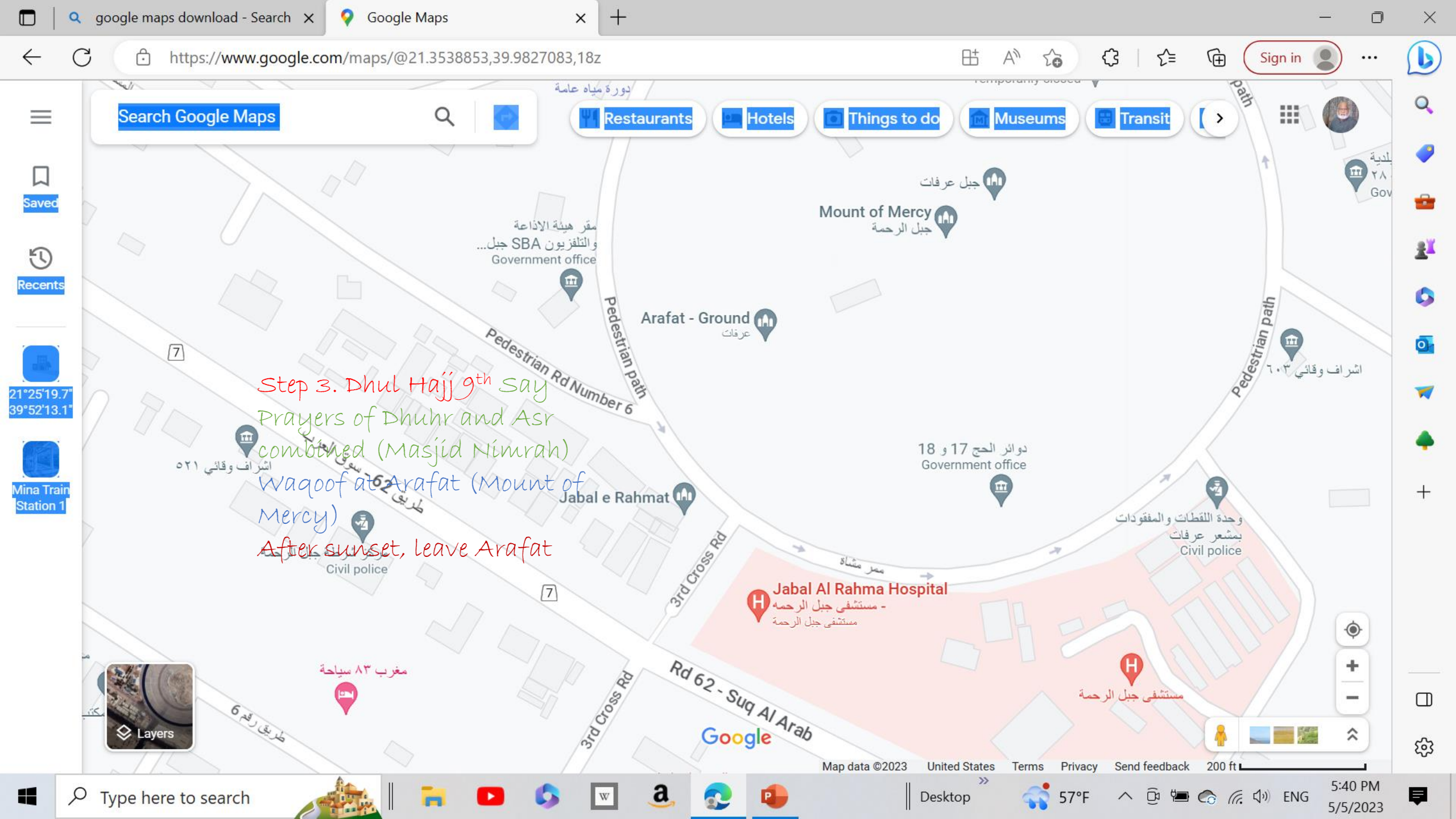
SHADAD

Map data ©2023 United States Terms Privacy Send feedback 2000 ft

Windows Taskbar

Type here to search

Desktop 58°F ENG 5:21 PM 5/5/2023



Step 3. Dhul Hajj 9th say
Prayers of Dhuhr and Asr
combined (Masjid Nimrah)
waqoof at Arafat (Mount of
Mercy)
After sunset, leave Arafat

google maps download - Search

Google Maps

https://www.google.com/maps/@21.3889448,39.911635,14.56z

Sign in

Search Google Maps

Restaurants

Hotels

Things to do

Museums

Transit

Bindawood Hypermarket

Mina Train Station 1

Armed Forces Hospital

Muzdalifah Train Station 3

Muzdalifah Train Station 2

AL MASHAIR

Step 5. Dhul Hajja 10th say Fajr

Leave Muzdhalifa before sunrise.

Step 4. Dhul Hajj 9th say Maghrib and Isha combined at Muzdhalifah

Spend night at Muzdhalifa (Mashair)

Google

Map data ©2023 United States Terms Privacy Send feedback 2000 ft

Type here to search


Desktop 58°F ENG 5:23 PM 5/5/2023

Night at Muzdhalifah



Masjid Mashaar al-Haram Muzdhalifah



A photograph of a desert valley. In the foreground, there is a paved road with some yellowish-brown vegetation on the sides. In the middle ground, there is a dirt area with some small trees and a few buildings. In the background, there are large, rocky mountains under a clear sky. The text "Please hasten through this valley" is written in a cursive font in the upper right area of the image.

Please hasten through this valley

Wadi Muhassir

Step 6. Dhul Hājj 10th Walk towards Escalator Building (9)
Jamrah Aqabah and throw seven مبنى سلم متحرك
pebbles consecutively
Say Allah Akbar while throwing each نفق العزيرية
pebble. نفق الجمرات
Sacrifice the animal.
Alternately, pilgrims have arranged نفق الجمرات
for such sacrifice





Jamarat and Mina





Saved



Recents



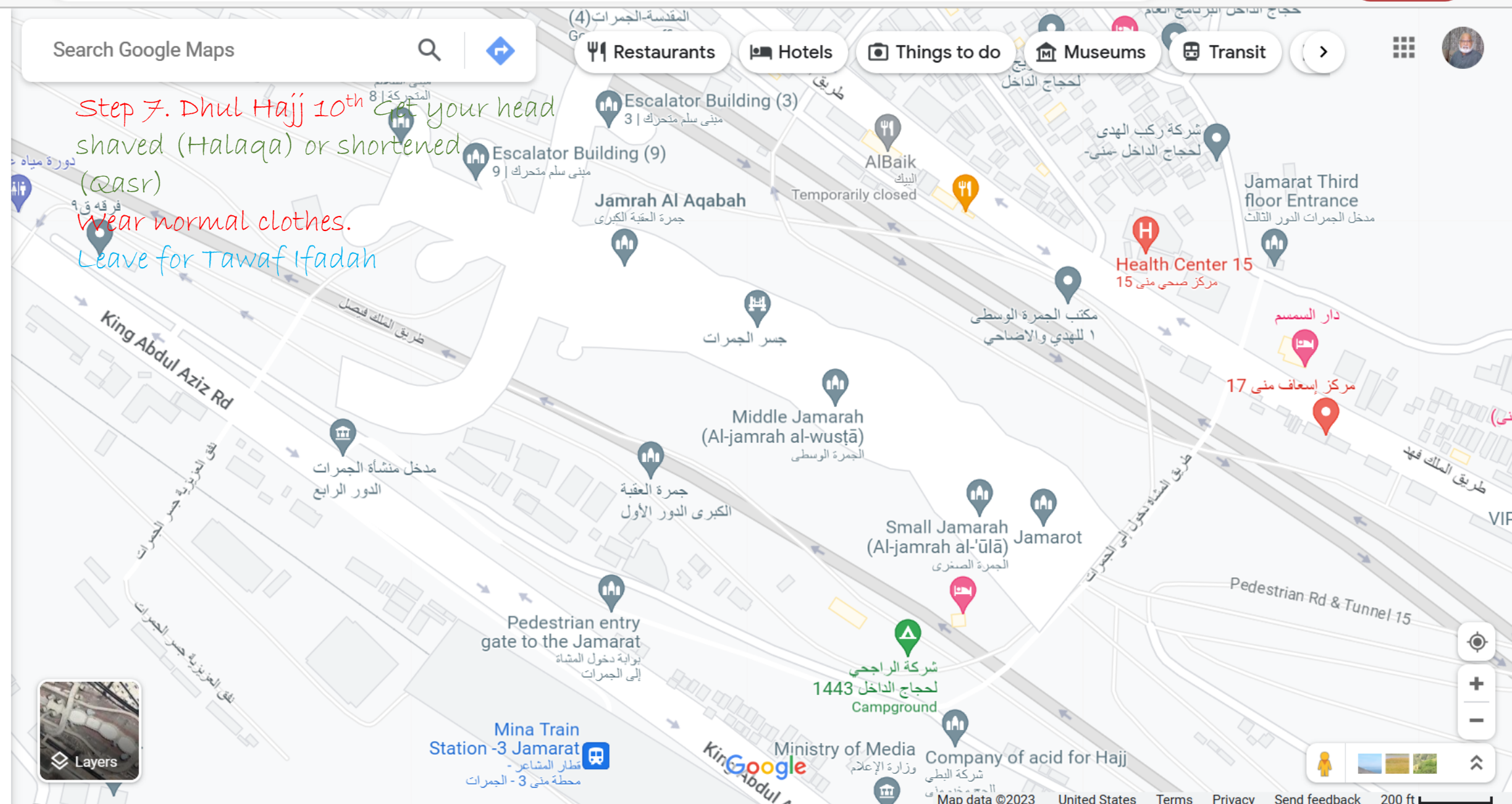


Mina Train Station 1

Search Google Maps

- Restaurants
- Hotels
- Things to do
- Museums
- Transit

Step 7. Dhul Hajj 10th Get your head shaved (Halaqa) or shortened (Qasr)
Wear normal clothes.
Leave for Tawaf Ifadah



Best6 min2 hr 24

Mina Train Station -3 Jamarat, King Abdul

Masjid al-Haram, Al Haram, Mecca 24231

Add destination

Options

Send directions to your phone

via Prince Majed Ibn Abd Al Aziz

2 hr 24 min10.5 km

Details

RestaurantsCoffeeGroceries

Novotel Thakher Makkah

Al Baik

Al Anwar

Al Muallaa Cemetery

Al Kiswah Towers

Al Baik

Ajyad

Ajyad St

Al Romansi

Jamrah Al Agabah

ALAZIZIYYAH

Al Hukair Time

Al Diyafa Mall

Violet Alshisho

8. Tawafi Hajj

Layers

Map data ©2023

United States

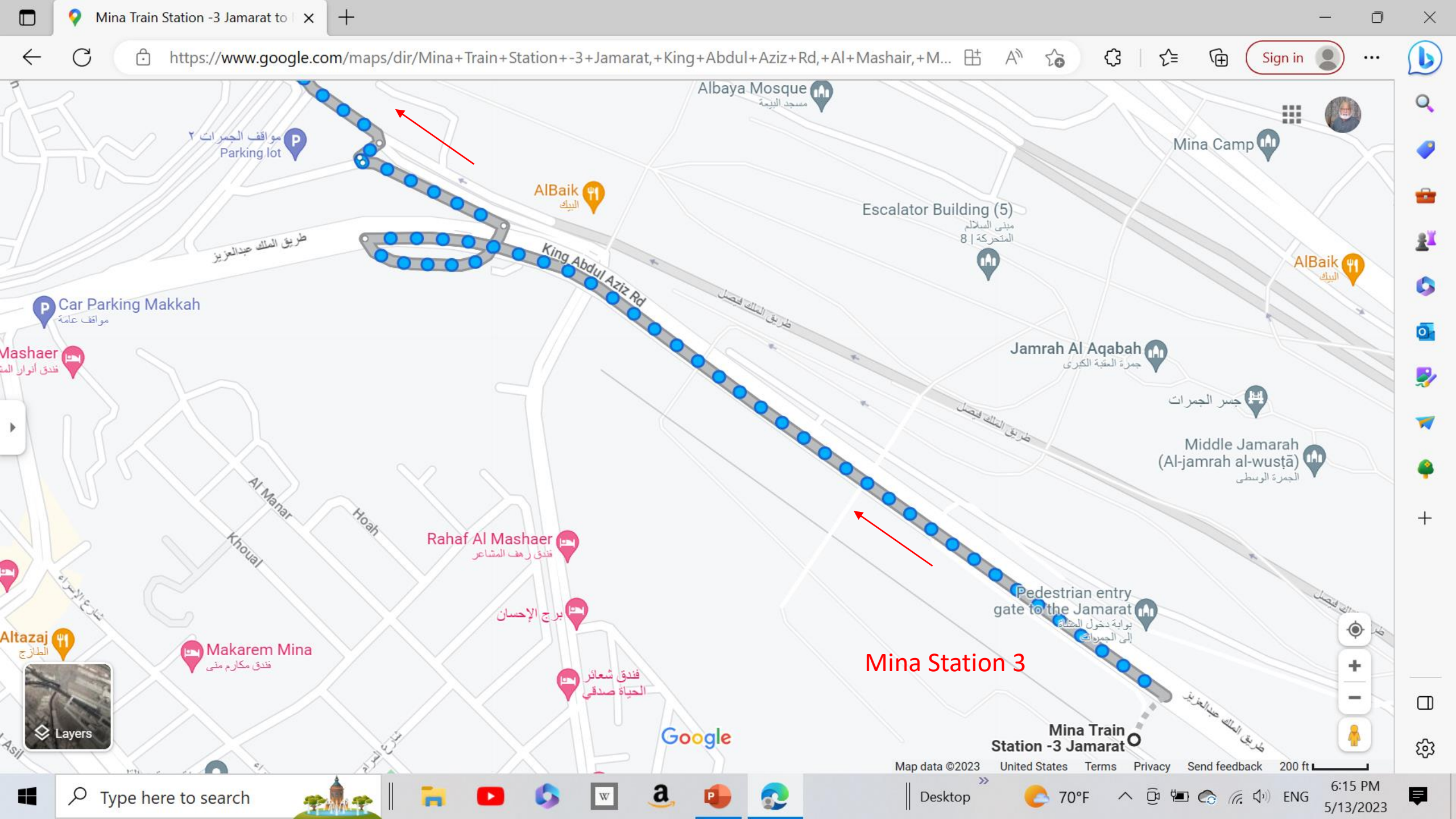
Terms

Privacy

Send feedback

1 mi

Mecca



AlBaya Mosque
مسجد البية

Parking lot
مواقف الجمرات

AlBaik
البيك

Escalator Building (5)
مبنى السلالم
المتحركة | 8

Mina Camp

Car Parking Makkah
مواقف عامة

Mashaer
فندق أنوار المشاعر

King Abdul Aziz Rd

طريق الملك فيصل

Jamrah Al Aqabah
جمرة العقبة الكبرى

جسر الجمرات

Middle Jamarah
(Al-jamrah al-wustā)
الجمرة الوسطى

طريق الملك فيصل

Rahaf Al Mashaer
فندق رفاف المشاعر

برج الإحسان

فندق شعائر
الحياة صدقي

Pedestrian entry
gate to the Jamarat
بوابة دخول المشاة
إلى الجمرات

Mina Station 3

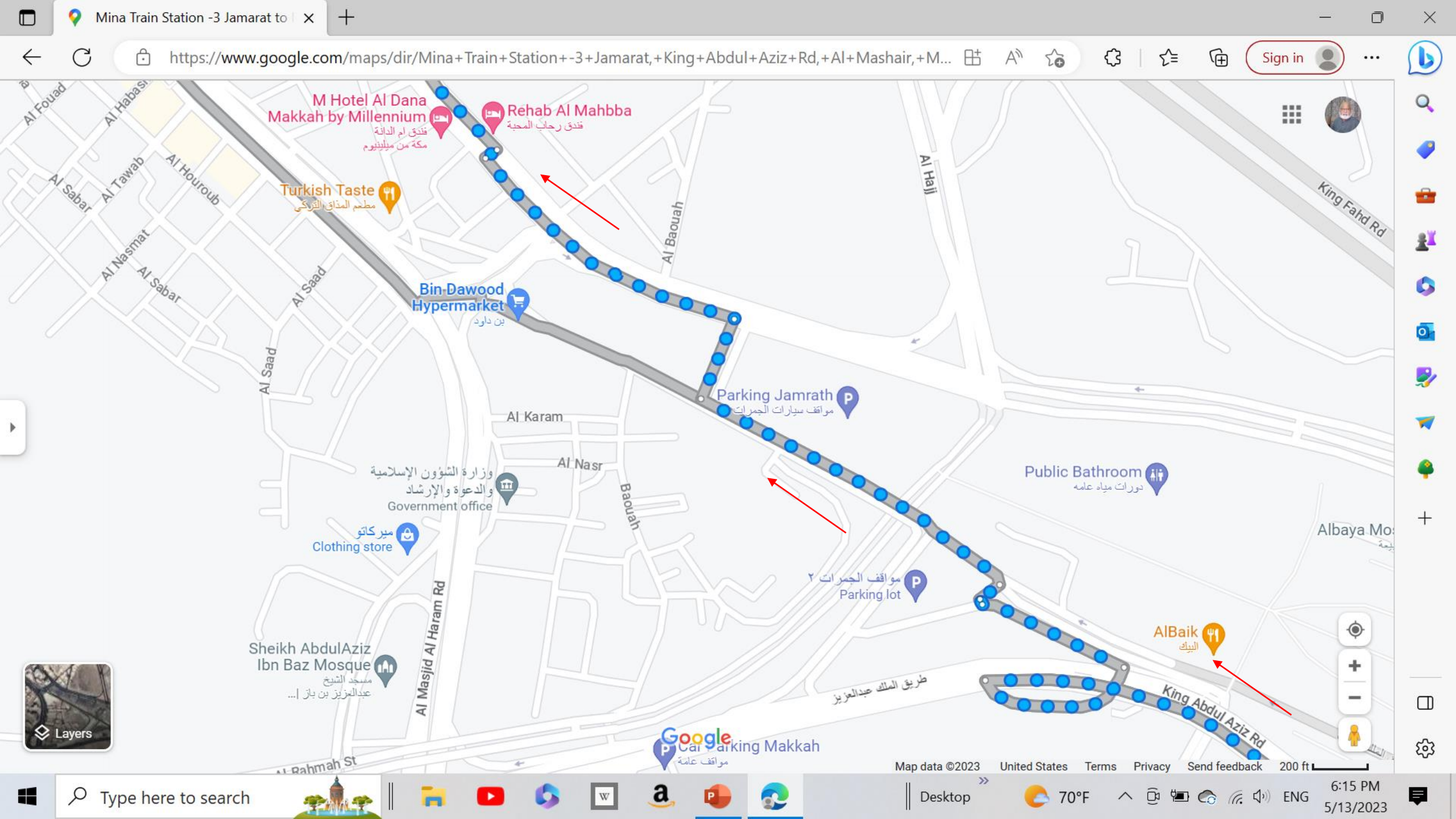
Mina Train
Station -3 Jamarat

طريق الملك عبدالعزيز

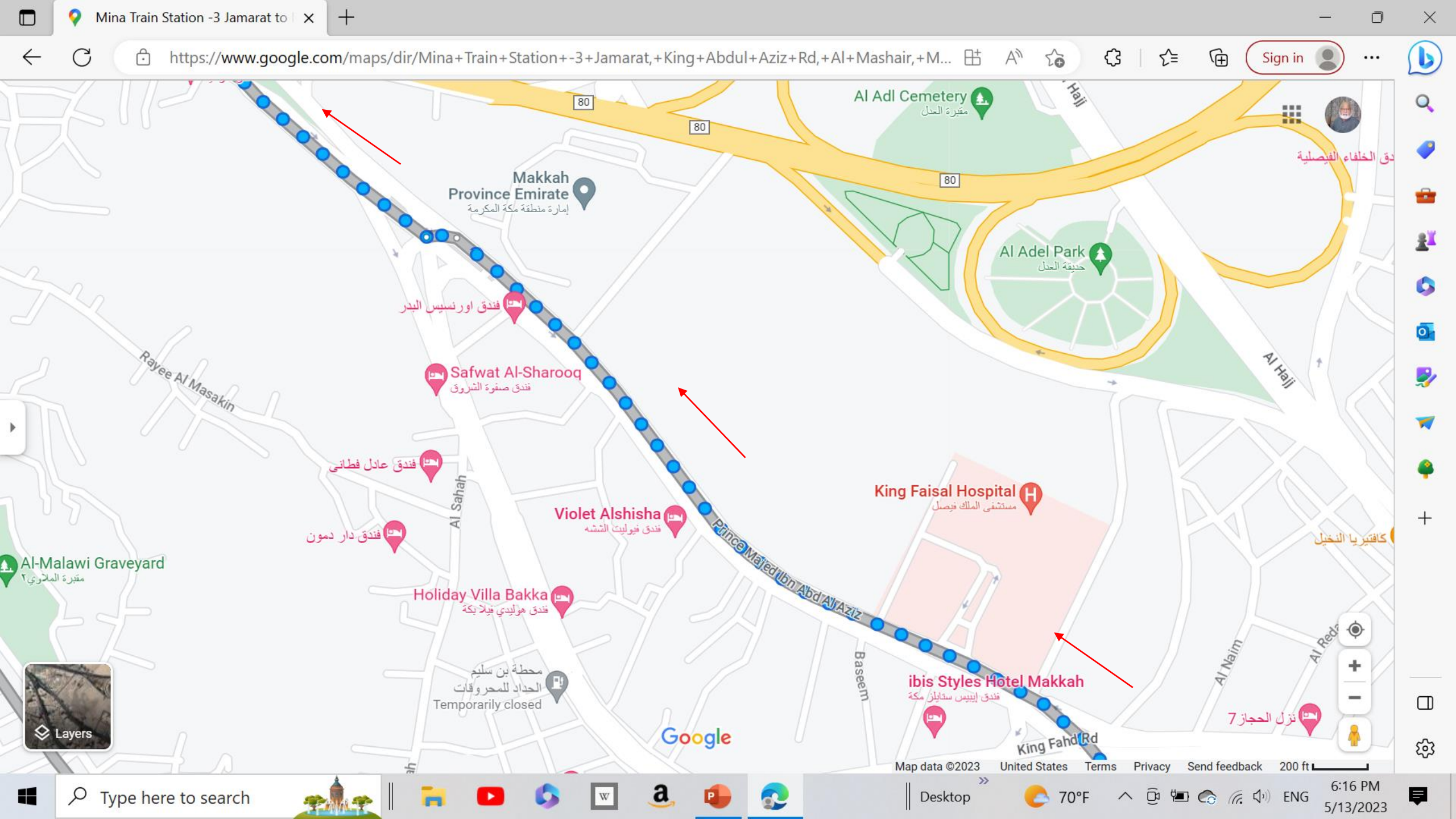
Layers

Google

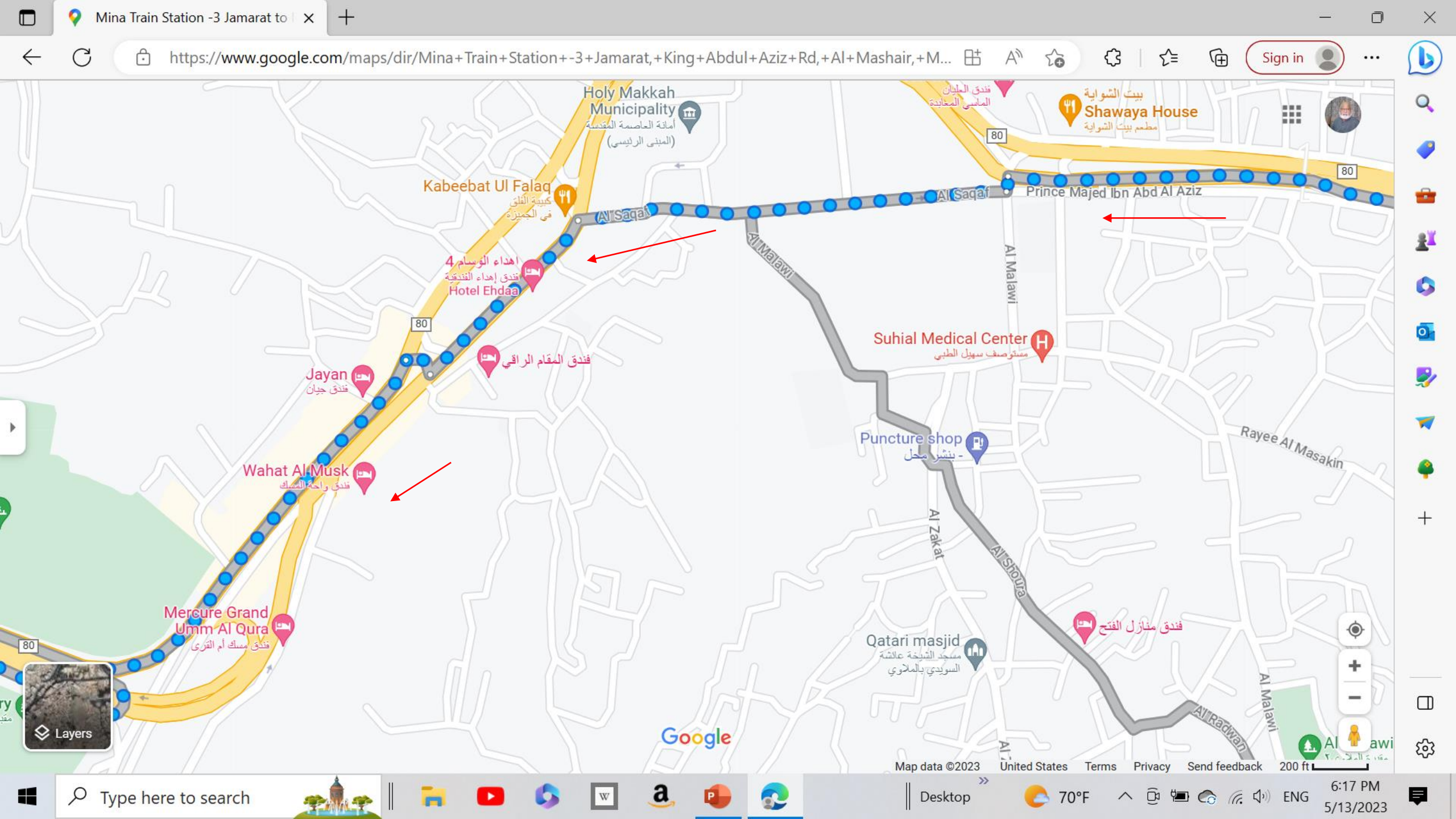
Map data ©2023 United States Terms Privacy Send feedback 200 ft

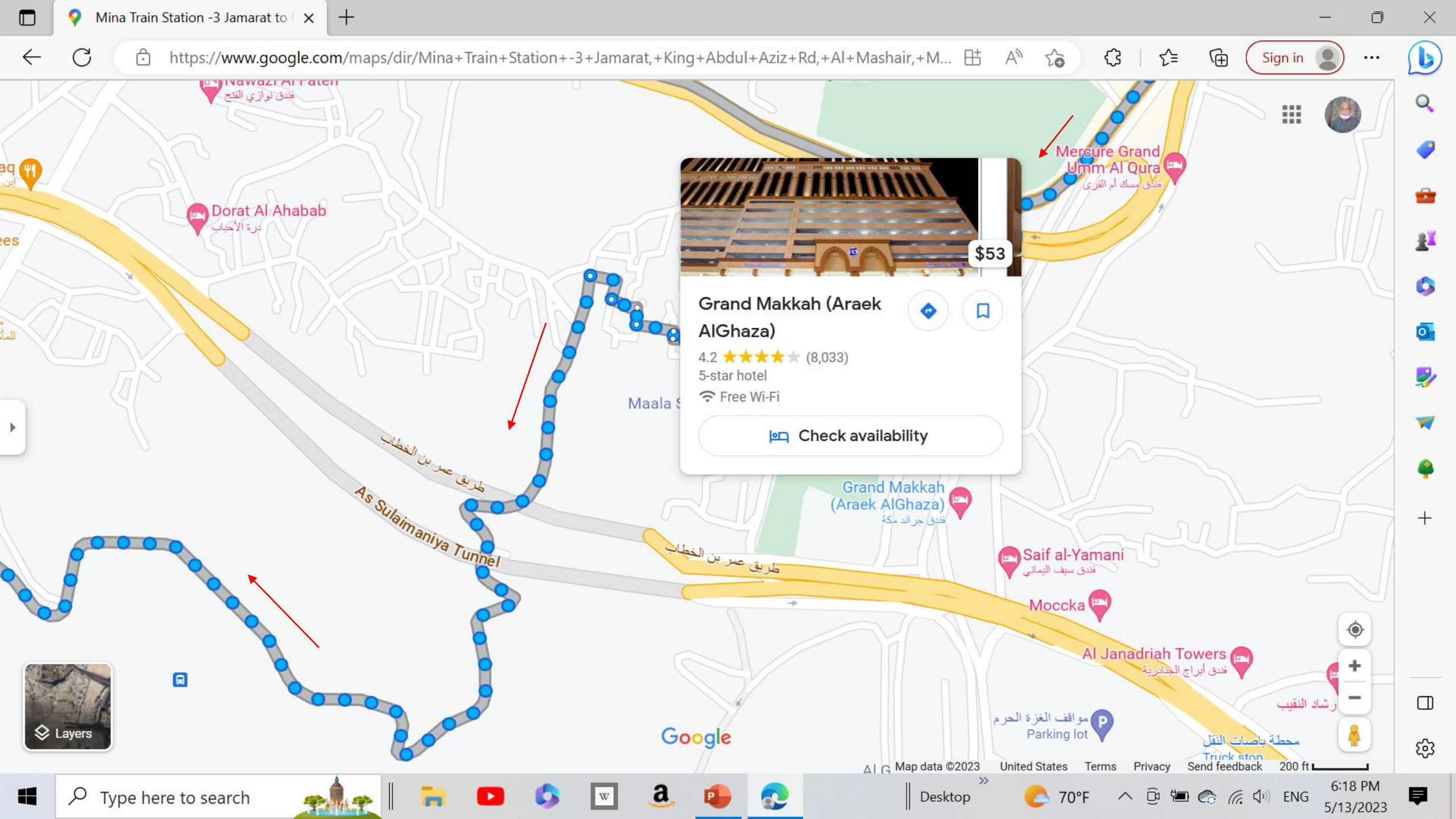












\$53

Grand Makkah (Araek AlGhaza)

4.2 ★★★★★ (8,033)

5-star hotel

Free Wi-Fi

Check availability

Grand Makkah (Araek AlGhaza)

فندق جراند مكة

Saif al-Yamani

فندق سيف اليماني

Moccka

Al Janadriah Towers

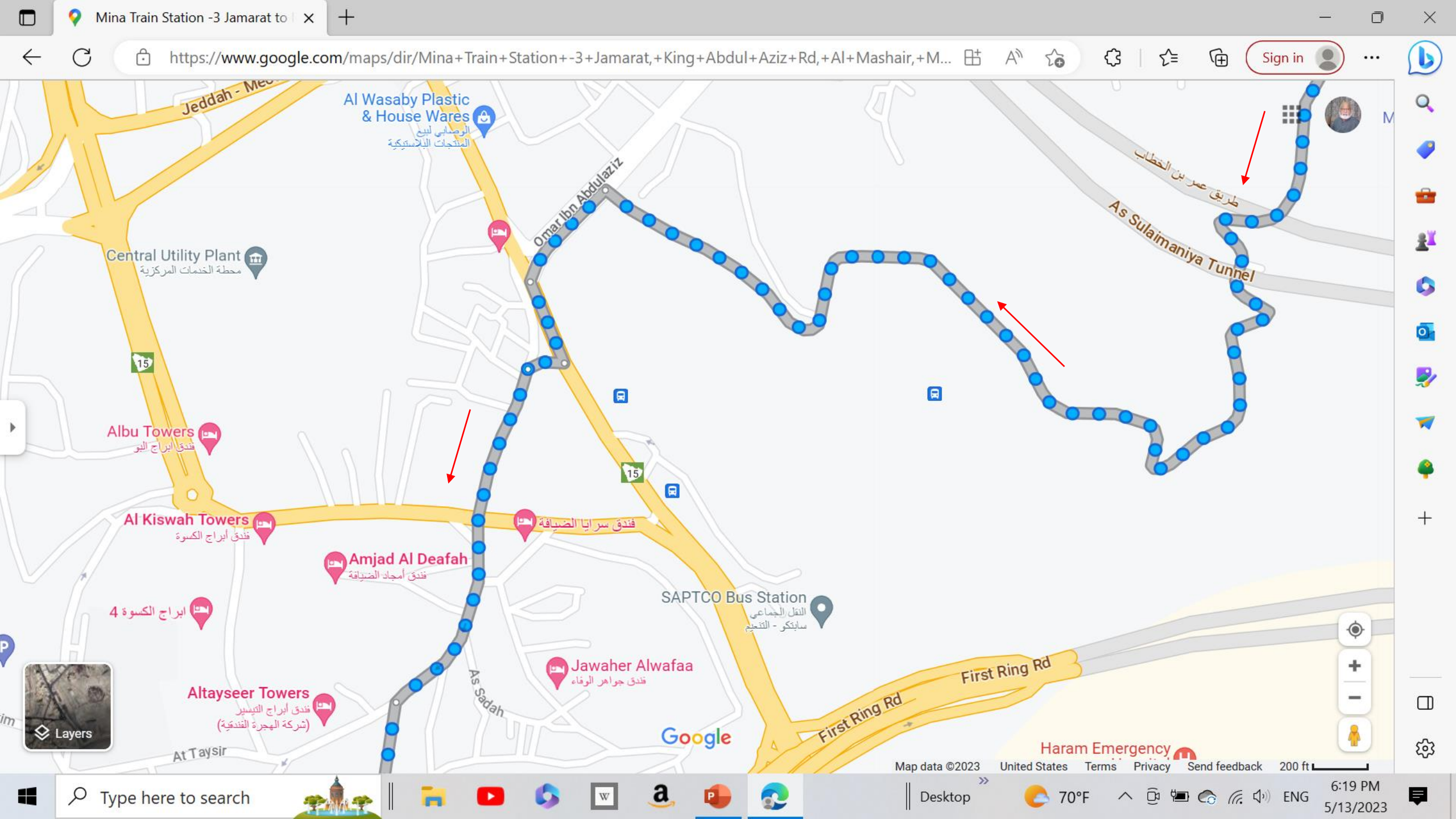
فندق أبراج الجنادرية

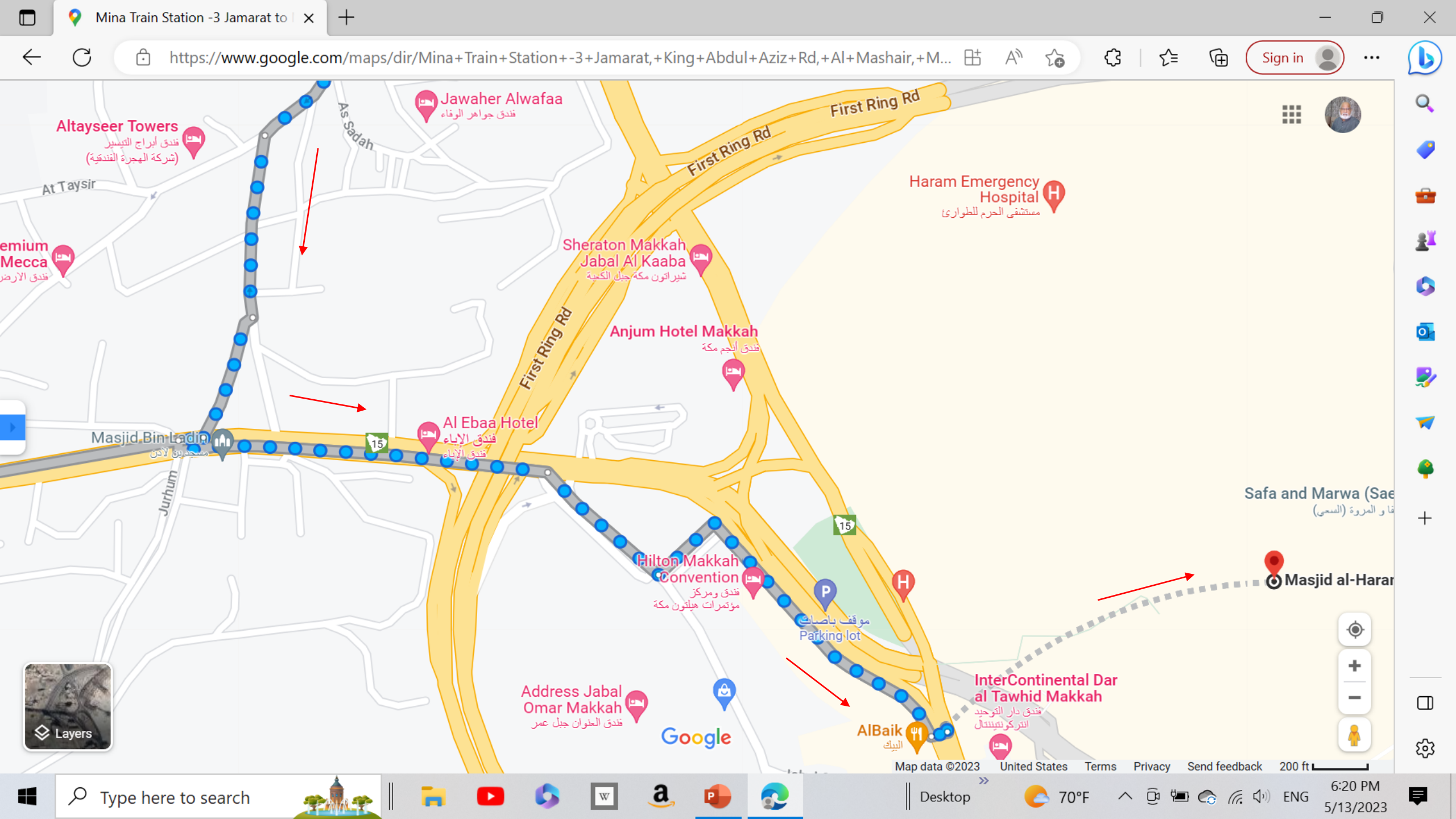
مواقف الغزة الحرم
Parking lot

محطة باصات النقل

رشاد النقيب

Google





Search Google Maps

Restaurants

Hotels

Things to do

Museums

Transit

Escalator Building (3)

Escalator Building (9)

Jamrah Al Aqabah

AlBaik

Health Center 15

Middle Jamarah (Al-jamrah al-wusṭā)

Small Jamarah (Al-jamrah al-ūlā)

Jamarot

1443 Campground

Ministry of Media

Company of acid for Hajj

King Abdul Aziz Rd

Pedestrian entry gate to the Jamarat

Mina Train Station-3 Jamarat

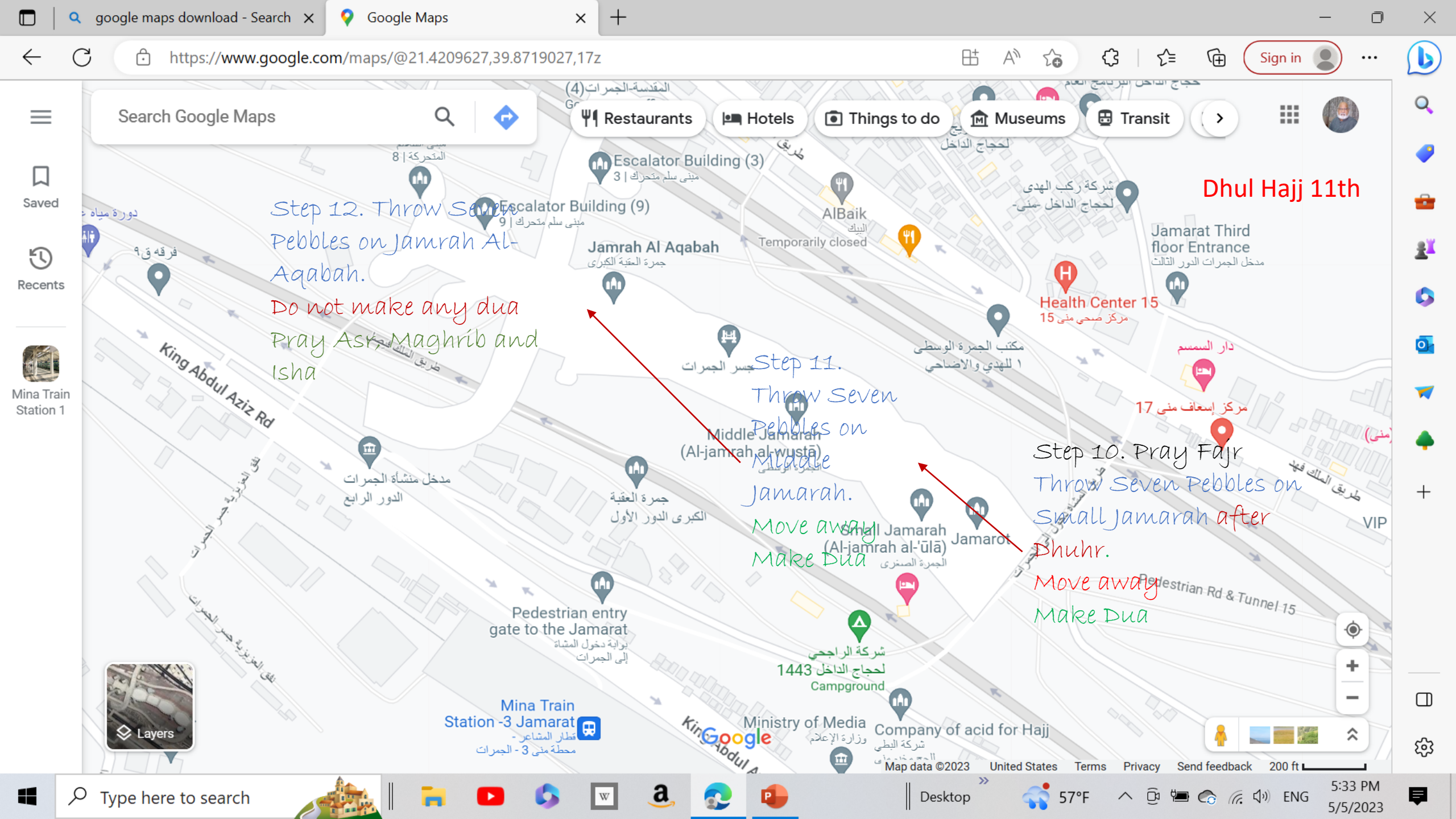
Step 9. Dhul Hajj 10th

Return to Mina

Pray remaining prayers of the day

Layers

200 ft



Step 12. Throw Seven Pebbles on Jamrah Al-Aqabah.

Do not make any dua
Pray Ask, Maghrib and Isha

Step 11.
Throw Seven Pebbles on Middle Jamarah.
Move away
Make Dua

Step 10. Pray Fajr
Throw Seven Pebbles on Small Jamarah after Dhuhr.
Move away
Make Dua

Dhul Hajj 11th



Masjid Khayf

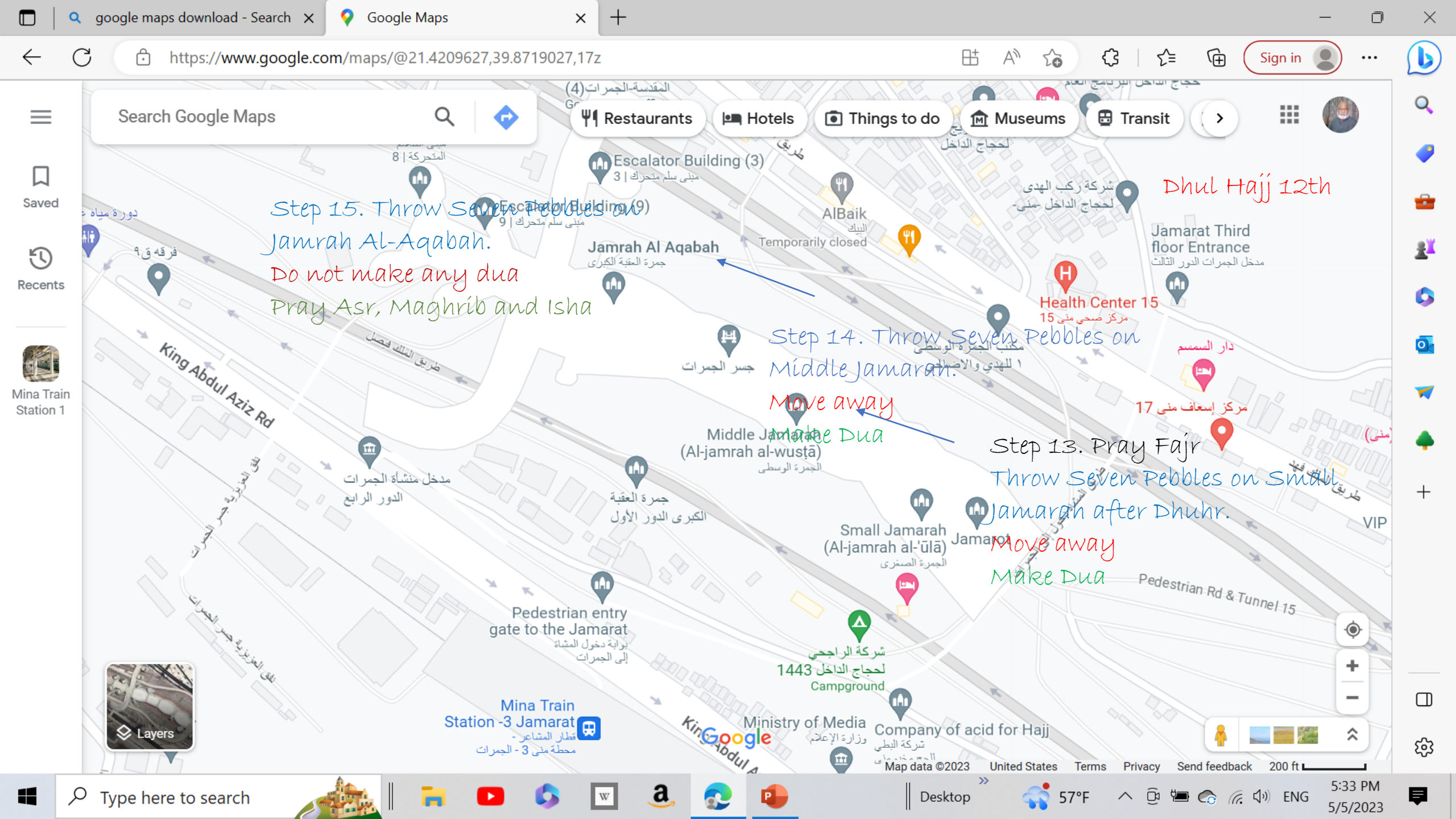




~~Move away~~
Make Dua

Dhul Hajj 11th

Mina Train
Station -3 Jamarat 



Search Google Maps

Restaurants Hotels Things to do Museums Transit

Escalator Building (3)

Escalator Building (9)

Jamrah Al Aqabah

Middle Jamarah (Al-jamrah al-wustā)

Small Jamarah (Al-jamrah al-ūlā)

Jamarot

Pedestrian entry gate to the Jamarat

Mina Train Station -3 Jamarat

Health Center 15

Jamarat Third floor Entrance

1443 Campground

Ministry of Media

Company of acid for Hajj

Step 16. Leave before Maghrib if you plan to hurry Hajj process.

Discard extra pebbles.

Dhul Hajj 12th

Layers

200 ft

Search Google Maps

Restaurants

Hotels

Things to do

Museums

Transit

Escalator Building (3)

Escalator Building (9)

Jamrah Al Aqabah

AlBaik

Health Center 15

Middle Jamarah (Al-jamrah al-wusṭā)

Small Jamarah (Al-jamrah al-ūlā)

Jamarot

1443 Campground

Ministry of Media

Company of acid for Hajj

King Abdul Aziz Rd

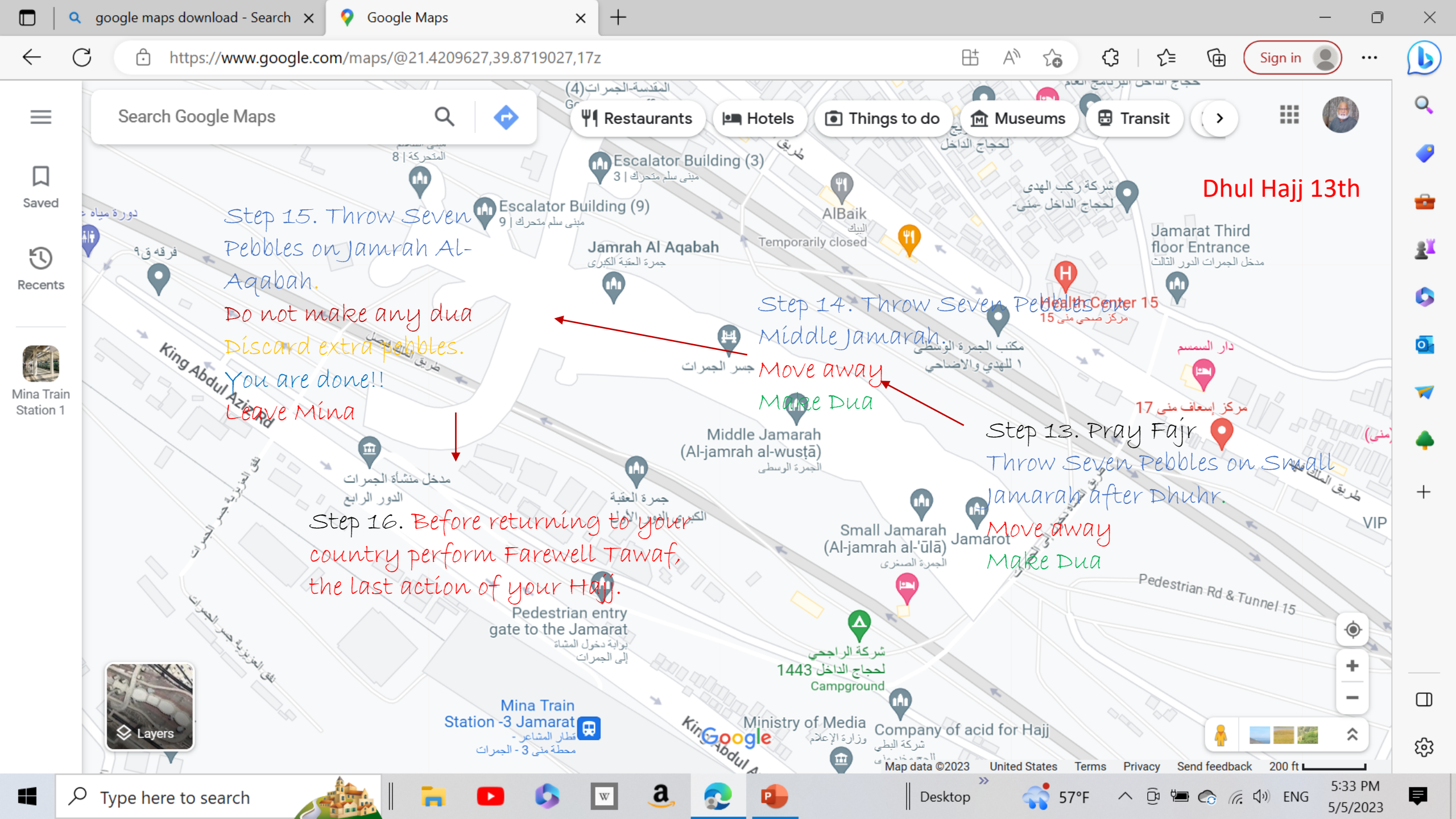
Pedestrian Rd & Tunnel-15

King Abdul A

Layers

200 ft

Step 17. Dhul Hīj 12th
If you could not leave before Maghrib
and intend to delay Hajj process,
then pray Maghrib and Isha



Step 15. Throw Seven Pebbles on Jamrah Al-Aqabah.

Do not make any dua
Discard extra pebbles.

You are done!!
Leave Mina

Step 16. Before returning to your country perform Farewell Tawaf, the last action of your Hajj.

Step 14. Throw Seven Pebbles on Middle Jamarah

Move away
Make Dua

Step 13. Pray Fajr
Throw Seven Pebbles on Small Jamarah after Dhuhr.

Move away
Make Dua

Dhul Hajj 13th

Actions of Hajj

1. Dhul Hajja 8th Wear Ihram
Pray two rakat nafal, Niyyat of Hajj
Say Talbiya, Reach Mina
Say Prayers of Dhuhr, Asr, Maghrib and Isha

Step 2. Dhul Hajja 9th Say Fajr
Leave Mina for Arafat

Step 3. Dhul Hajj 9th Say Prayers of Dhuhr
and Asr combined (Masjid Nimrah)
Waqoof at Arafat (Mount of Mercy)
After sunset, leave Arafat

Step 4. Dhul Hajj 9th Say Maghrib and Isha
combined at Muzdhalifah
Spend night at Muzdhalifa (Masha'ir)
Collect pebbles 75-80 on way to Mina.

Step 5. Dhul Hajja 10th Say Fajr
Leave Muzdhalifa before sunrise.

Step 6. Dhul Hajjah 10th Walk towards Jamrah Aqabah and
throw seven pebbles consecutively
Say Allah Akbar while throwing each pebble.
Sacrifice the animal.
Alternately, pilgrims have arranged for such sacrifice

Step 7. Dhul Hajjah 10th Get your head shaved (Halaqa) or
shortened (Qasr)
Wear normal clothes.

Step 8. Dhul Hajjah 10th Leave for Tawaf Ifadah

Step 9. Dhul Hajj 10th
Return to Mina
Pray remaining prayers of the day

Step 10. Dhul Hajj 11th
Throw Seven Pebbles on Small Jamarah after Dhuhr.
Move away, Make Dua

Step 11. Throw Seven Pebbles on Middle Jamarah.
Move away, Make Dua

Step 12. Throw Seven Pebbles on Jamrah Al-Aqabah.
Do not make any dua
Go back to your tents

Step 13. Dhul Hajj 12th
Throw Seven Pebbles on Small Jamarah after Dhuhr.
Move away, Make Dua

Step 14. Throw Seven Pebbles on
Middle Jamarah. Move away, Make
Dua

Step 15. Throw Seven Pebbles on Jamrah Al-Aqabah.
Do not make any dua,
If you intend to hasten Hajj process, Discard extra
pebbles. , You are done!!, Leave Mina

Step 16. Dhul Hajj 12th If you could not leave before
Maghrib and intended to delay Hajj process,
then pray Maghrib and Isha

Step 17. Dhul Hajj 13th Pray Fajr
Throw Seven Pebbles on Small Jamarah after Dhuhr.
Move away, Make Dua

Step 18. Throw Seven Pebbles on
Middle Jamarah. Move away, Make
Dua

Step 19. Throw Seven Pebbles on Jamrah Al-Aqabah.
Do not make any dua, Discard extra pebbles. , You are
done!!, Leave Mina

Step 20. Before returning to your country
perform Farewell Tawaf, the last action of your
Hajj.